Lyle Style Details

Thanks Lyle for being the pioneer discoverer of this nice effect and Thank Dinasset for your a lot of research to achieve to make a filter that enables us, users, to enjoy this beautiful EFFECT.

Diego – Enhance – LyleStyleDetails filter

The filter called "Lyle Style Details" is really fantastic as this is. However we (users) can do some variation to enhance this effect if possible having a main object in the creation or photo to be treated.

Basically, we want to get a main item/object on a transparent to enhance it from the rest of the photo, but keeping the whole photo or creation with this nice Lyle Style Details Effect.

Here my steps to get that:

If we have a main item/object on a transparent layer:



-Run the filter Lyle Style Details on this transparent layer

-Filters – Deco- Add Bevel- and set it between 25 or 30. Apply this effect three times consecutives at least until you see rounded beveled edges.

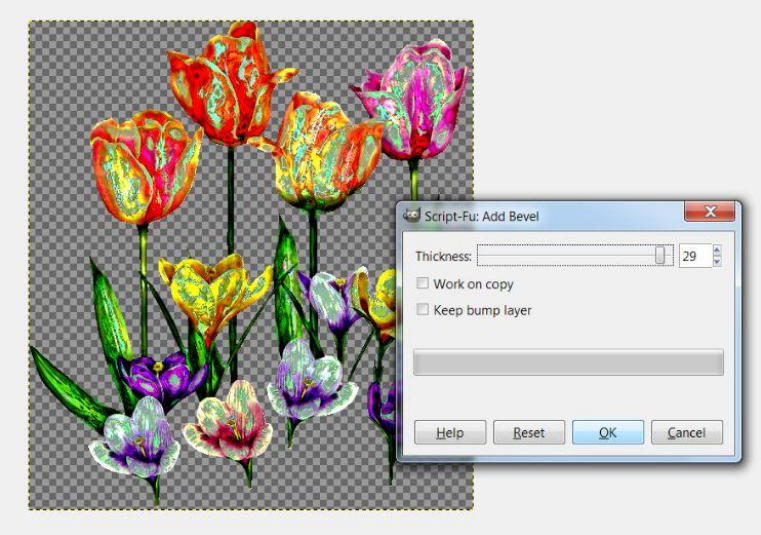

-Go to Filters – Drop Shadows – apply about 4px at low opacity 45% . New from visible and keep this result for further action.

When we have a normal photo with a main item to enhance (no on transparent background):

Lyle Style Details

We make a selection around the main item, then go to Edit – Copy – Create a new transparent layer and Paste the copy on the layer and anchor the copy. We do that to get to have the main object beveled out of its whole image. We act on it following the steps explained previously.



On the other hand, we run the filter on the whole photo or creation.



If we have only the original image on transparent background, we create a new layer below it and fill it with a pattern, gradient or whatever you have thought. Combine the two layers and run the filter on it. Then, New from visible.

If our image has background, only run the filter on the whole layer. New from visible.

Lyle Style Details



We have on one hand a result affected by the filter beveled with a shadow and on the other hand we have a whole picture affected by the filter completely. New from visible.

We only have to join the first effect (transparent background on the result done lately affecting the whole image.



We can see a nice relief effect, finally.

Final image

Lyle Style Details



Enjoy this filter created by Dinasset.